



ANTIQUED MIRROR

The technique of aging (or foxing) mirrors is a centuries-old craft that is still on trend today. Here's everything you need to know to work this luxurious finish in your home

WORDS: ALEX KRISTAL PICTURE: HELENIO BARBETTA/LIVING INSIDE (PHOTOGRAPHY), CHIARA DAL CANTO/STYLING

What is antiqued mirror? Mirror is glass that has been fused with silver nitrate on one side to create a shiny, reflective effect (this process is called silvering). The silvered glass's surface can then be broken down using various chemicals and abrasives to achieve an attractive antiqued look – every piece is completely unique.

Where can I use it? Antiqued mirror can be used to clad any surface, from wall panelling (above) to shower enclosures and furniture. The same distressed effect can also be applied to toughened glass, meaning that it's a viable choice for kitchens – it would make a beautiful splashback. The mirror can be shaped, bevelled, polished, backed or framed, so you can have it cut to bespoke dimensions to fit any space. Alternatively, opt for off-the-shelf antiqued mirror tiles (turn the page for our top picks).

How do I install it? You can apply it directly to a wall using special adhesive. No extra reinforcement is usually needed, but uneven walls can damage the back of the mirror, says Jo Young of Mirrorworks (antiquemirrorglass.com). She advises gluing the mirror to plywood or a piece of MDF before applying to the wall.

What finishes are there to choose from? As it is handcrafted, there are numerous finishes available, from lightly silvered to heavily antiqued. You could also opt for colour tinted or metal leafed mirror that is then antiqued, or overlaid with decorative patterns.



CLAD A WALL 'Antiqued mirror is a brilliant medium for creating light and space', says surface specialist Rupert Bevan (rupertbevan.com). In this house, designed by Groves Natcheva Architects, panels of aged mirror complement the dark marble (grovesnatcheva.com).

ADD A STATEMENT MIRROR

The instant way to work the antiqued look. 'Bordered Panel' mirror, from £780 per square metre, The Antique Mirror Company (antiquedmirror.com) ►

FIVE OF THE BEST ANTIQUED MIRROR TILES


The easy way to get the look, these pre-cut tiles add a sense of glamour to kitchens or bathrooms



1 'Perseo' mirrored glass tiles, £1,860 per square metre, Sicis (sicis.com) 2 'Dark Cloud' antiqued mirror tiles, from £200 per square metre, The Antique Mirror Company (antiquemirror.com) 3 'Antique Mirror' tiles in grey, £199 per square metre, Original Style (originalstyle.com) 4 'Deco Glass' tiles in Pewter, £148 per square metre, Fired Earth (firedearth.com) 5 'Antique Mirror' tiles in copper, ££199 per square metre, Original Style (originalstyle.com)

OUR FAVOURITE ANTIQUED MIRROR PANELS


A bespoke made-to-measure piece of foxed glass makes a real style statement. Choose between these brilliantly textural finishes



'Rustic', from £390 per sq m, Mirror Works (antiquemirrorglass.com)




'Mottled', £972 per sq m, Saligo Design (saligodesign.com)



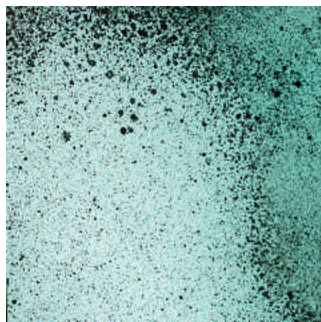
'Vintage', from £408 per sq m, Rough Old Glass (rougholdglass.co.uk)



'Old Gold', £356 per sq m, Dominic Schuster (dominic-schuster.com)



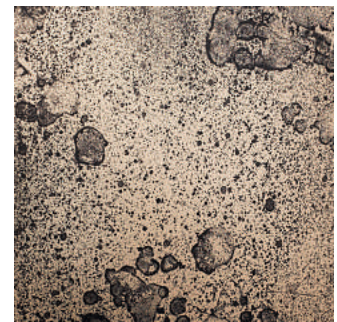
Hand silvered, £540 per sq m, Rupert Bevan (rupertbevan.com)



Green tinted, £450 per sq m, Frame Emporium (frameemporium.co.uk)



Silver on bronze, from £408 per sq m, Rough Old Glass (rougholdglass.co.uk)



'Dark Bronze', £440 per sq m, Dominic Schuster (dominic-schuster.com)

PICTURES: HEARST STUDIOS [PHOTOGRAPHY], ALEX KRISTAL [STYLING]